


# Definite purpose Contactors



## Definite purpose contactors

1



### Applications

Type DP contactors provide high performance with flexibility and reliability, designed to match numerous applications including:

- Motors
- Power supplies
- Food service equipment
- Compressors
- Business machines
- Resistive heating
- Air conditioning
- Refrigeration equipment
- Welding

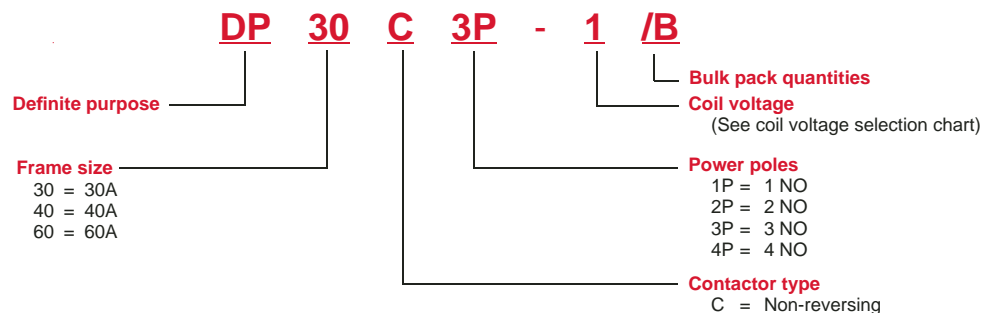
### Agency approvals

- UL 508 Guide No. NLDX2, File # E227250
- CE/Semko Certified
- EN60947-4-1:1991
- IEC 947-4-1


### Features

- Available as:
  - 30A, 1, 2, 3 or 4 pole
  - 40A, 2, 3 or 4 pole
  - 60A, 3 pole
- Industry standard mounting plate provides easily accessible mounting holes
- Coil terminals are provided with #6-32 screws and (1) .250 quick connect or dual .250 quick connect terminals
- Exclusive hex, slotted, phillips #10-32 terminal screws for main terminals
- Coil is Class B (130° C) Insulation system with wide range of voltages and 50/60 Hz ratings
- Double E Magnet Assembly provides optimal performance with reduced power consumption
- Snap-in auxiliary switch with 1 SPDT or 2 SPDT contacts available as an option
- 1 NO & 1 NC auxiliary contact block with 600 VAC rating available as an option
- Base assembly is made from high arc-resistant plastic


### Catalog number explanation




## 30A, 40A & 60A



DP30C3P-F



DP40C4P-F



DP60C3P-F

### 30A, 40A & 60A

Full load amps	Number of poles	Locked rotor amps			Resistive amps	Maximum HP 1 phase		Maximum HP 3 phase				Bulk pack ①	Catalog number qty.
		240/277V	480V	600V		120V	240V	200/208V	240/277V	480V	600V		
30	1	150	75	50	40	1	2	—	—	—	—	50	DP30C1P-F
30	2	150	125	100	40	2	3	—	—	—	—	50	DP30C2P-F
30	3	180	150	120	40	2	5	10	10	15	20	25	DP30C3P-F
30	4	180	150	120	40	2	5	10	10	10	—	20	DP30C4P-F
40	2	240	200	160	50	2	3	—	—	—	—	50	DP40C2P-F
40	3	240	200	160	50	3	7.5	10	10	20	25	25	DP40C3P-F
40	4	240	200	160	50	3	7.5	10	10	10	—	20	DP40C4P-F
60	3	360	300	240	75	2	10	25	25	30	30	10	DP60C3P-F

### Coil voltage selection chart

Voltage	24VAC	120VAC	208/240VAC	277VAC	480VAC	575VAC
Suffix #	F	1	2	C	4	5

### Coil voltage selection

All catalog numbers include a 24VAC coil. To select other coil voltages, substitute the code from the Coil Voltage Selection Chart for the first digit after the dash in the catalog number.

### Auxiliary contact blocks (3 pole only)

Description	Catalog number 30A - 40A	Catalog number 60A
NO or NC SPDT 1 NO & 1 NC	CADP40-10 CADP40-11	CADP60-10 CADP60-11

### Contact rating of 1 NO & 1 NC

		120V	240V	480V	600V
Break	A	3.0	1.5	.75	.6
Make	A	30	15	7.5	6
Continuous	A	10	10	10	10

Quick connect terminals on all auxiliary switches are .250 wide.

### Contact rating of SPDT

Voltage	Current rating
125VAC	10A, 1/3 HP
120VAC	4A on lamp load
250VAC	10A, 1/3 HP
125VDC	.5A
250VDC	.25A

① Must be ordered in standard pack quantities as shown. Add suffix "/B" to the catalog number.